



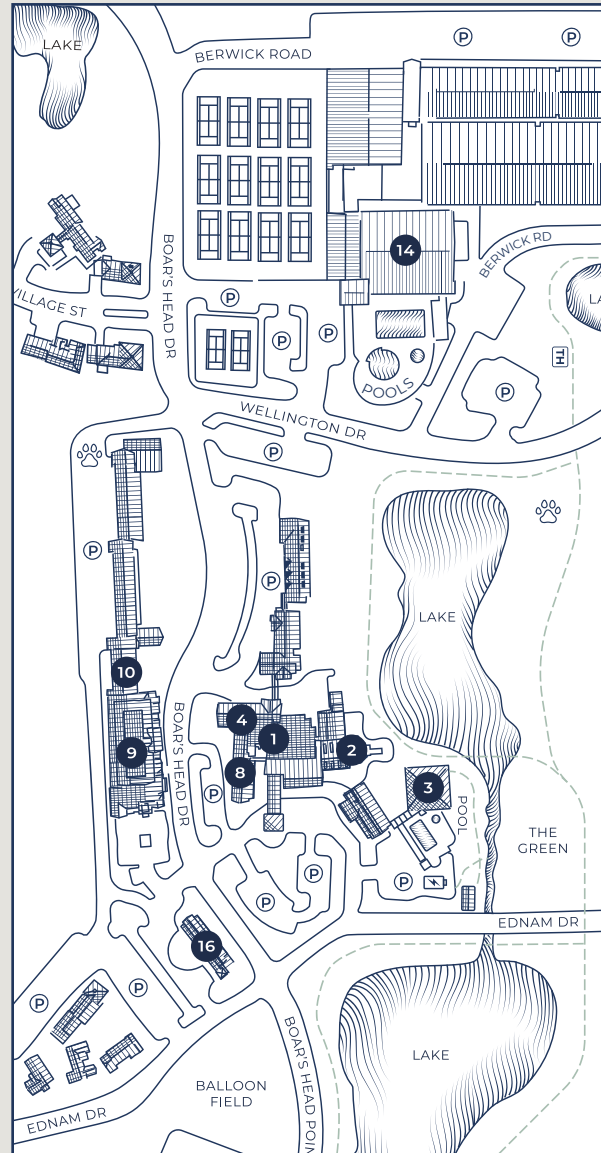
Floorplan and Meeting Capacity Chart



www.BoarsHeadResort.com

Owned and Operated by the University of Virginia Foundation

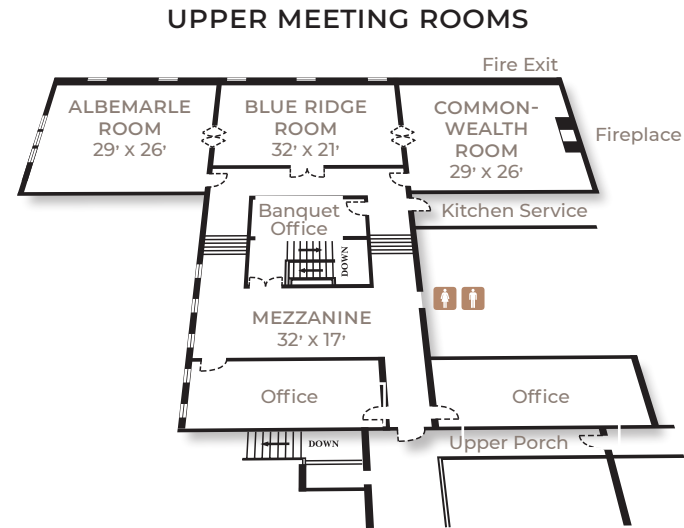
Property Map



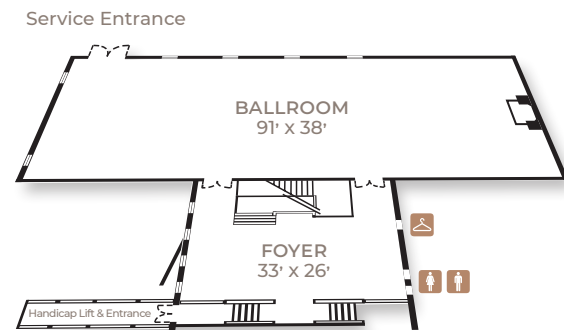
A more detailed map can be viewed at BoarsHeadResort.com/Our-Resort

1. Main Hotel Meeting Areas
 - a. Upper Meeting Rooms
 - b. Ballroom
2. Main Hotel Meeting Areas
Ground Level Meeting Rooms
3. The Spa at Boar's Head
4. Coach Room
8. Rogan Room
9. Pavilion Meeting Areas
10. Ednam Hall Meeting Areas
14. Boar's Head Sports Club
16. Madison Room Meeting Space

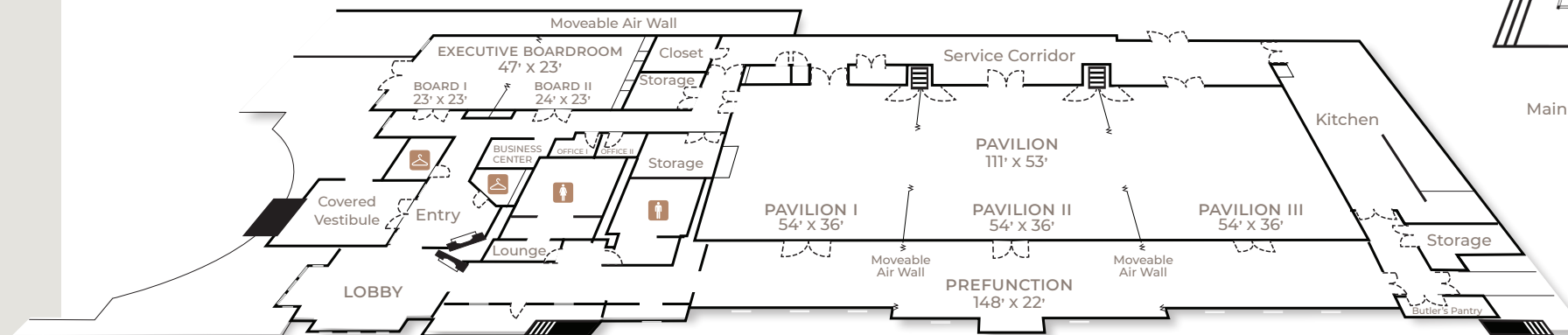
1a The Main Hotel Meeting Areas



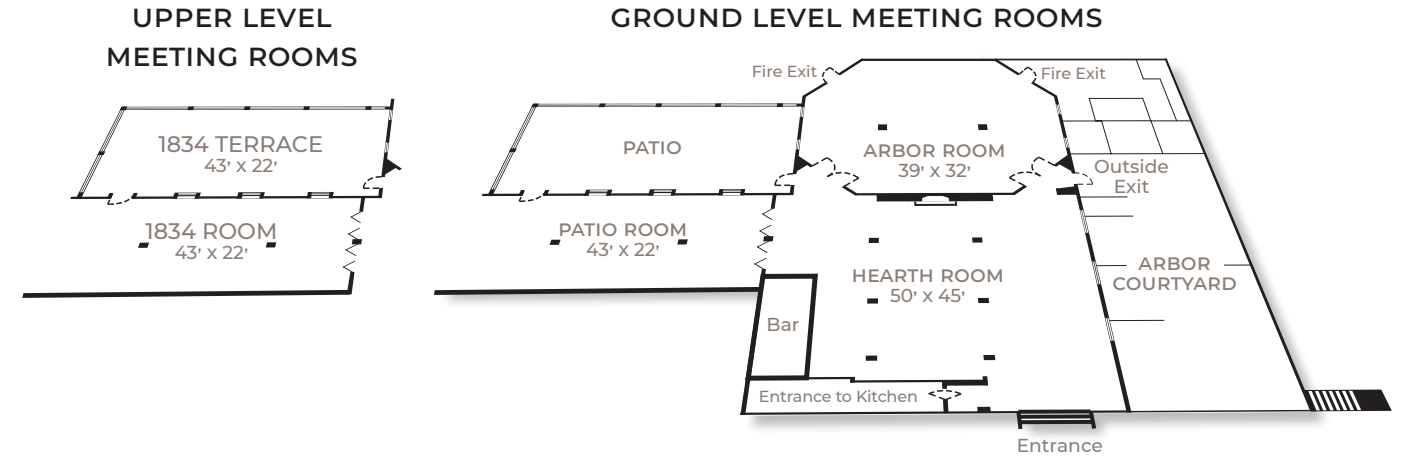
1b The Main Hotel Meeting Areas



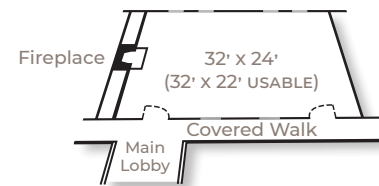
9 Pavilion Meeting Areas



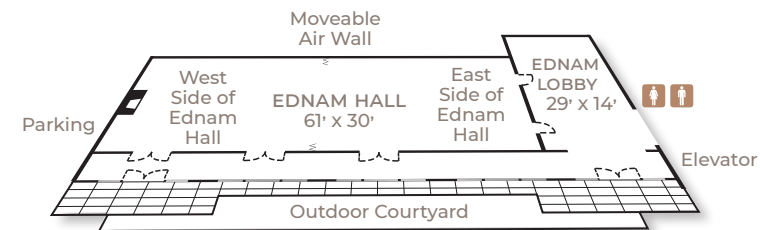
2 The Main Hotel Meeting Areas



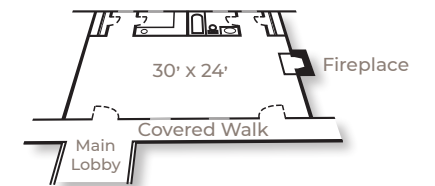
8 Rogan Room



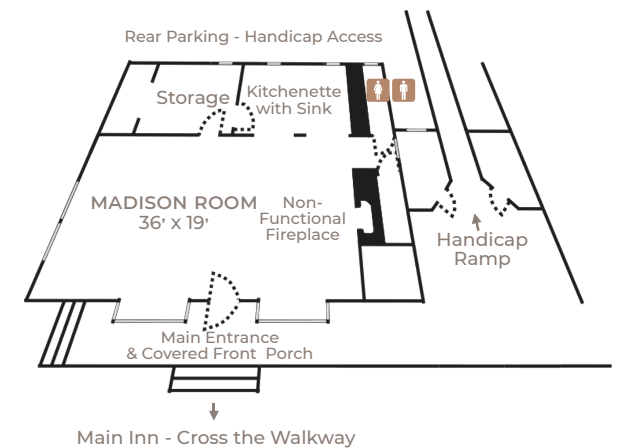
10 Ednam Hall



4 Coach Room



16 Madison Room



Meeting and Event Capacities

ROOM & DIMENSIONS	SQUARE FEET	CEILING HEIGHT	U-SHAPE	HOLLOW SQUARE	CONFERENCE	CLASS ROOM	THEATRE	CRESCENT ROUNDS 6 PPL	RECEPTION	BANQUET ROUNDS 60" 66" 72"
ALBEMARLE ROOM 29' x 26'	754	10'	24	28	24	27	50	30	50	40 — 50
ARBOR ROOM 39' x 32'	1248	9' 3"	20	—	22	40	75	36	80	48 — 60
BALLROOM 91' x 38'	3458	11' 1"	72	82	68	220	300	132	350	192 — 220
BLUE RIDGE ROOM 32' x 21'	672	10'	18	16	18	24	50	30	50	40 — 50
COACH ROOM 30' x 24'	720	8'	15	16	20	16	25	18	40	16 — 20
COMMONWEALTH ROOM 29' x 26'	754	10'	24	28	24	27	50	30	60	40 — 50
EDNAM HALL 61' x 30'	1830	9' 3"	42	48	40	66	120	60	150	80 — 90
Ednam East Side	915	9' 3"	15	18	18	24	60	24	50	32 — 40
Ednam West Side	915	9' 3"	15	18	18	24	60	24	50	32 — 40
HEARTH ROOM 50' x 45'	2250	10' 4"	25	28	30	—	96	72	150	96 — 120
PATIO ROOM 45' x 22'	990	9' 3"	14	—	16	42	77	36	75	60 — 80
ROGAN ROOM 24' x 32'	544	8' 3"	17	16	22	20	42	18	40	24 — 30
PAVILION 111' x 53'	5883	19'	125	125	—	378	630	270	600	— 450 —
Pavilion I 54' x 36'	1944	19'	47	48	38	115	200	84	189	— 120 —
Pavilion II 54' x 36'	1944	19'	47	48	38	115	205	84	195	— 120 —
Pavilion III 54' x 36'	1944	19'	47	48	38	115	200	84	189	— 120 —
Prefunction 148' x 22'	3256	22'	—	—	—	—	—	—	330	— — —
EXECUTIVE BOARDROOM 47' x 23'	1081	12'	30	35	30	50	100	48	116	— 80 —
Boardroom I 23' x 23'	529	12'	14	16	17	25	50	24	58	— 40 —
Boardroom II 24' x 23'	552	12'	14	16	17	25	50	24	58	— 40 —
MADISON ROOM 39' x 19'	684	8' 8"	14	16	20	36	70	36	65	48 — 60
BUSINESS CENTER 8' x 8'	64	12'	—	—	—	—	—	—	—	— — —
1834 ROOM	990	9'3"	—	—	—	—	—	—	—	— 50 —